




Breaking down your bill

Energy bills can sometimes seem complex, and it's not always clear what consumers are paying for. Here, you can find out how much of your bill goes towards our Gas Transmission and System Operator costs, as well as how that cost breaks down.

Breaking down your gas bill

Our gas network costs householders about £9 a year of the average annual bill of £554 – which is 1.6% of your total bill. This amount covers the cost of building and maintaining the high-pressure gas transmission network across Great Britain, and the cost of the System Operator's services in balancing the system.

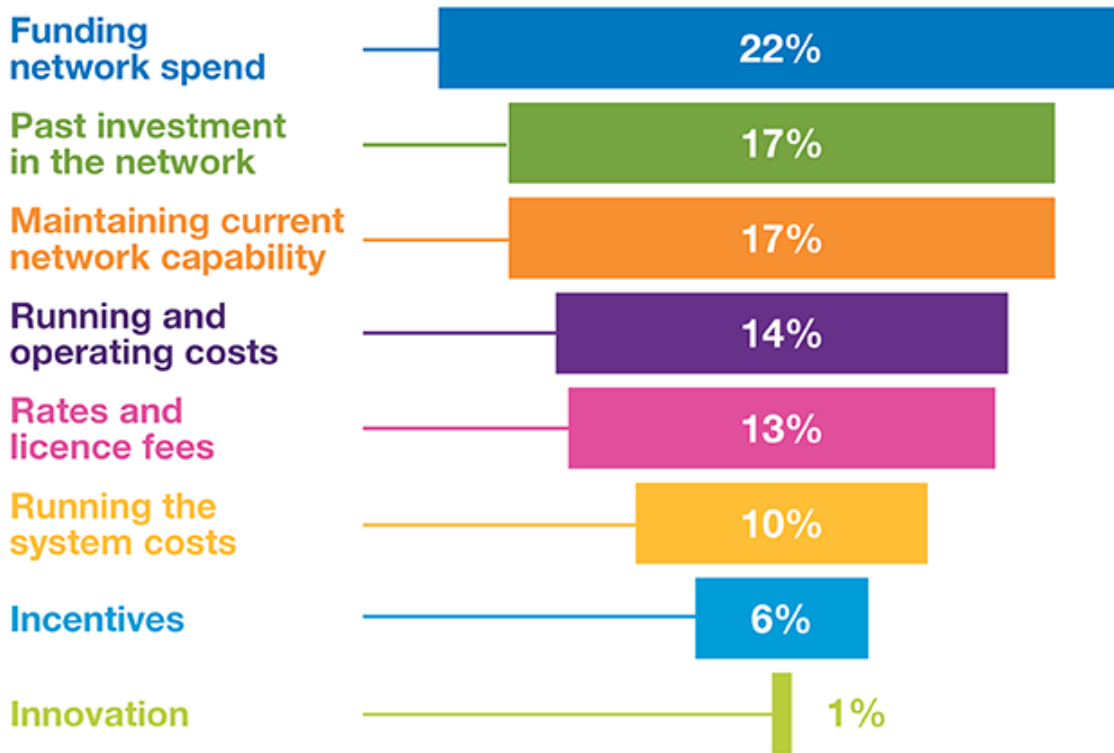
Gas Transmission and System Operator costs £9 of the average annual household bill



*We use Ofgem's methodology to report the impact of our charges. The figures quoted are based on 2016/2017.

How the £9 cost breaks down


The £9 of the average annual household bill that's paid for Gas Transmission and the System Operator includes a number of components, ranging from investment in the network to innovation.



Download our guide to understanding your bill


You can view or download our guide that explains how the gas transmission and System Operator portion of your bill is calculated. The guide also describes how our costs break down, how they're affected by regulation, how our revenue is collected, and how we've worked out the amount that's included in householders' bills.

[Download the guide](#) 



Have your say on our current business plans

Find out about how we're consulting with you and other stakeholders on our current business plans.



How we're performing

Customer and stakeholder satisfaction, stakeholder engagement, environmental objectives and general performance are all measures of how we're currently doing.

nationalgrid

[Privacy policy](#)

[Cookie policy](#)

[Security](#)

[Modern Slavery
Statement](#)

[Glossary of terms](#)

[Terms and conditions](#)

[US website](#)

Connect with us

